


## How to “Autoupdate” ePocrates Rx through a Clarinet EtherIR Port



**Clarinet Wall Mount**



**Clarinet Desktop Mount**

### **Background**

ePocrates Rx requires that you “Autoupdate” its database on your PDA once every 90 days. It is recommended that you update ePocrates once a week. The update includes any new information published on the drugs in the ePocrates database. Therefore, an update could be extremely important to making correct Meds decisions.

Some students do not have PCs at home and have had the unfortunate experience of having to reinstall ePocrates at the lab or on a friends PC after ePocrates stops working due to not being updated. You can now avoid this inconvenience by updating ePocrates though the Clarinet EtherIR ports that can be found at:

- Cary Hall Main Computer Lab (231 Cary)
- HSL Media Resources Center, Lower Level.
- Kaleida Medical Libraries (Buffalo General, Children’s, Millard Gates and Millard Suburban Hospitals).

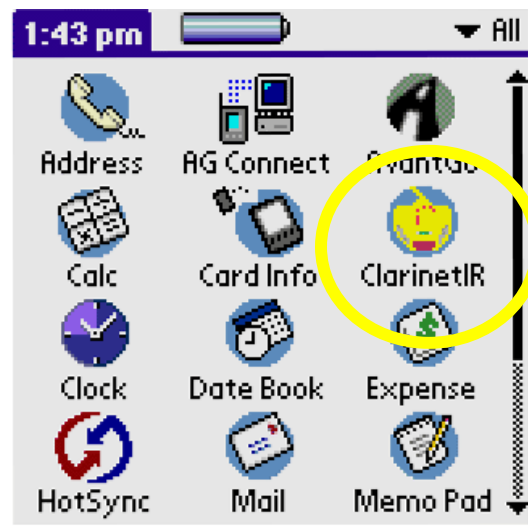
Clarinet EtherIR ports allow PDAs wireless access to the internet without having to sync the PDA at a PC. Data is transferred via Infrared technology which is built into all PDAs in the last few years. Infrared data transfer is similar to how you change you channels on you TV at home with your remote.

## Instructions

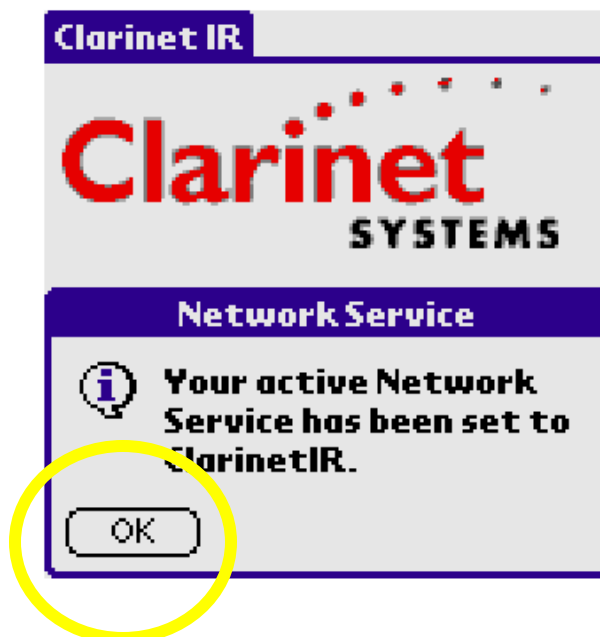
### Prerequisites

1. ePocrates Rx is installed on you PDA and functioning normally. Download ePocrates from: <http://www.epocrates.com>
2. You have downloaded and install the Clarinet EtherIR client on your PDA. You can download it from: <http://www.smbs.buffalo.edu/pda/resources/ClarinetIR.prc> or have a friend beam it to you.

1. Activate the Clarinet EtherIR client on your PDA
  - a. Tap the ClarinetIR icon



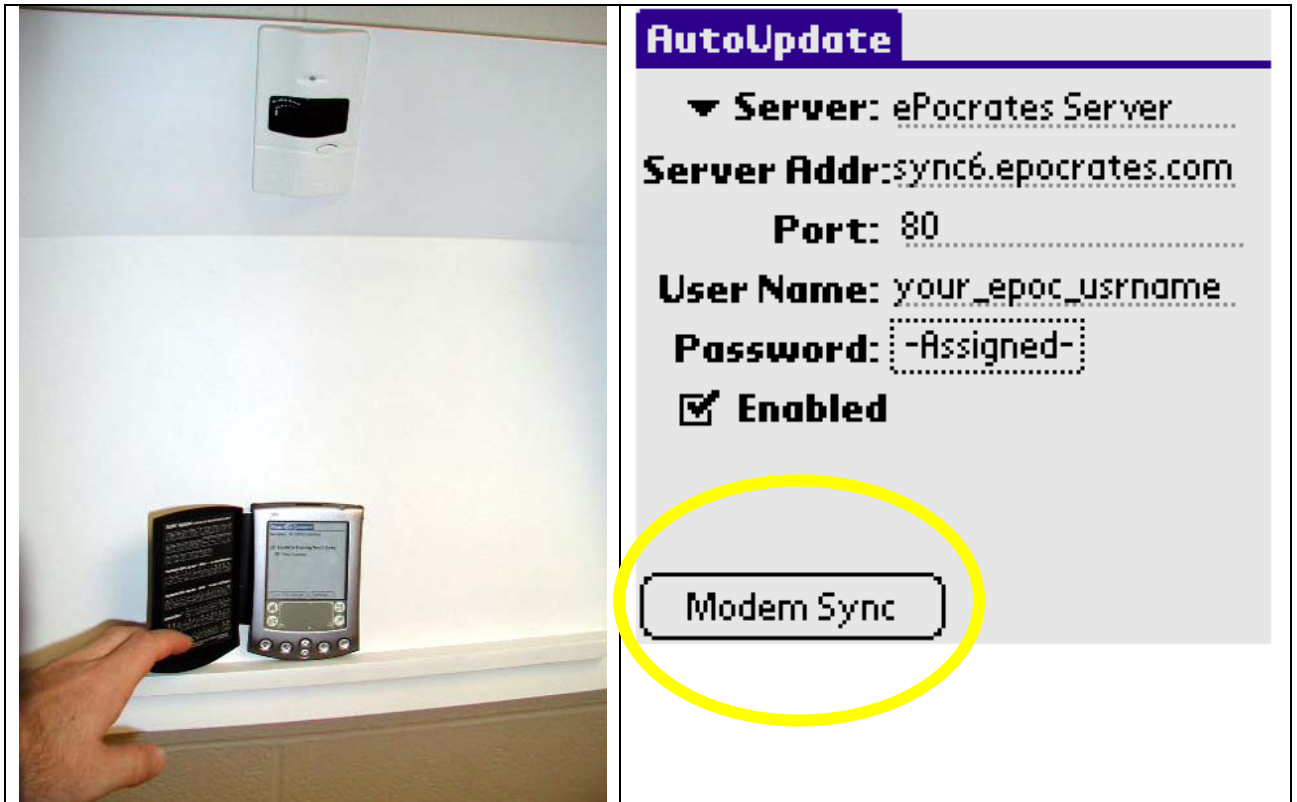
- b. Tap "OK" at the following prompt:



2. Tap the ePocrates "Autoupdate" icon



3. Point your PDA at the Clarinet EtherIR port and tap on "Modem Sync"



4. As ePocrates updates, it will move through a series of update screens including the one you see below. Keep your PDA steady and pointed at the Clarinet EtherIR port until it completes. After it completes syncing, you have finished updating ePocrates and can remove your PDA from the Sync point.

